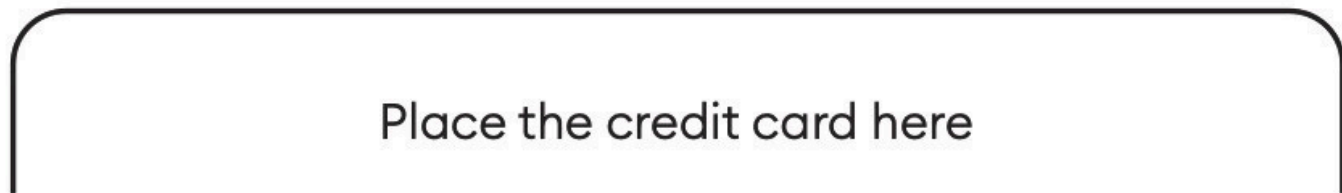


J DV JEWELRY

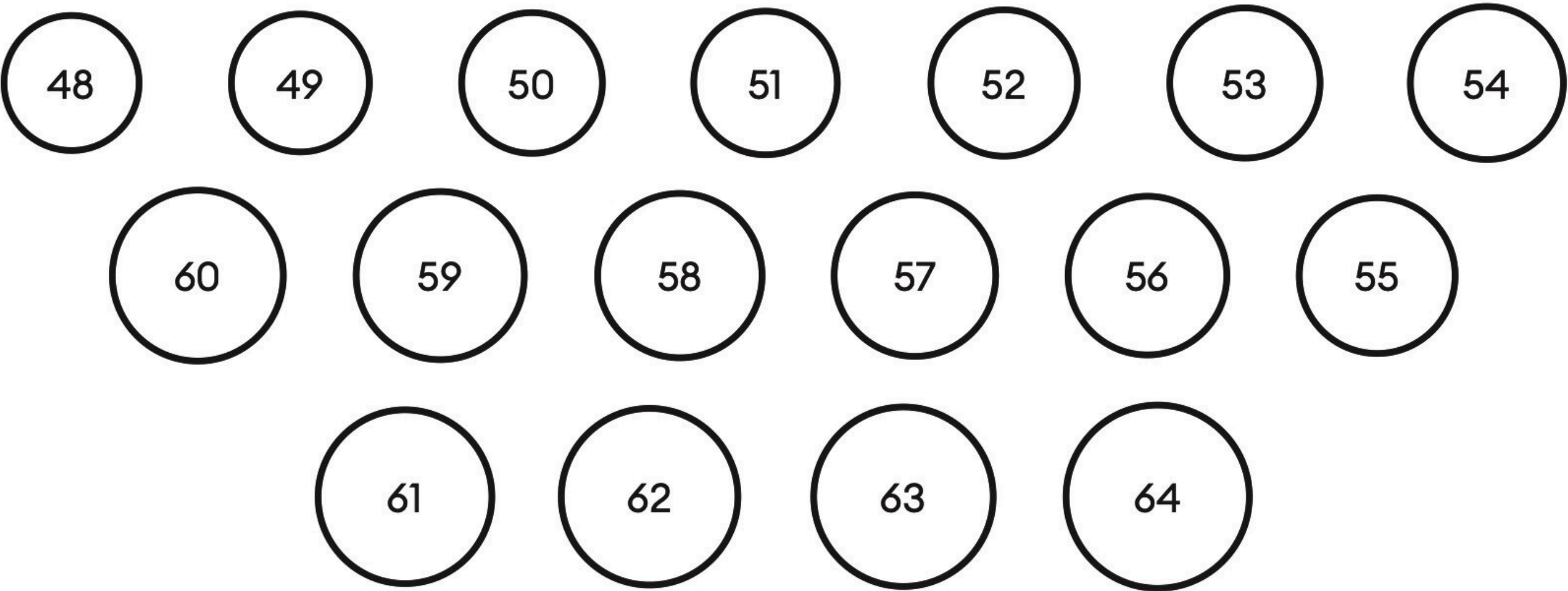
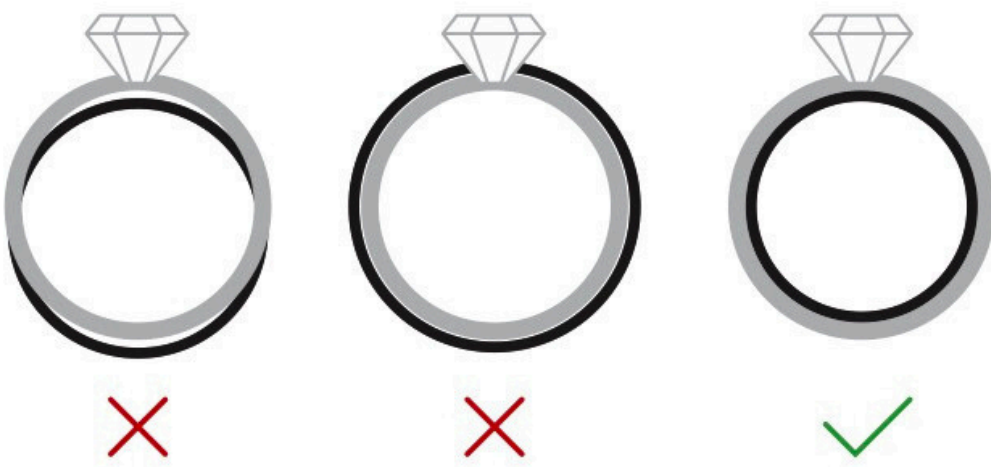
Size guide

Use this table to determine your perfect ring size. Place a ring on the circles to find a match, or measure your finger.
Print at 100% scale for an accurate size."



Measure an existing ring

- 1. Place an existing ring over the circles on the chart.
- 2. Find the circle that matches the inner diameter of your ring.
- 3. If your ring falls between two sizes, we recommend you order the larger size.



Use a measuring tape or a narrow strip of paper to measure the circumference of your finger. Wrap it around the base of your finger, mark where the ends meet, and measure the length in millimeters. Compare these millimeters with a ring size chart to find your ring size.

J DV - Size	Inner Diameter (mm)
48	15.0
49	15.3
50	15.6
51	15.9
52	16.2
53	16.6
54	16.9
55	17.2
56	17.5
57	17.8
58	18.1
59	18.5
60	18.8
61	19.1
62	19.4
63	19.7
64	20.1